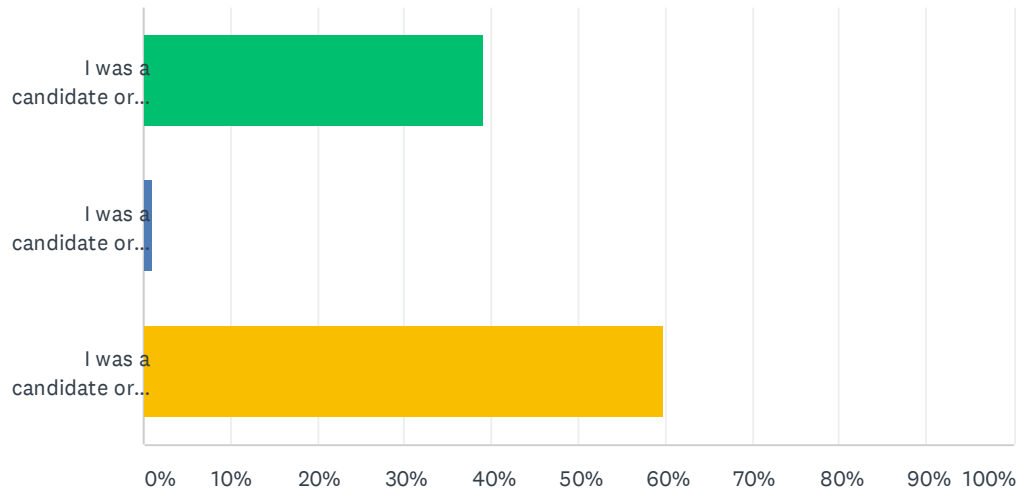


Q1 Choose the following option that best describes you:

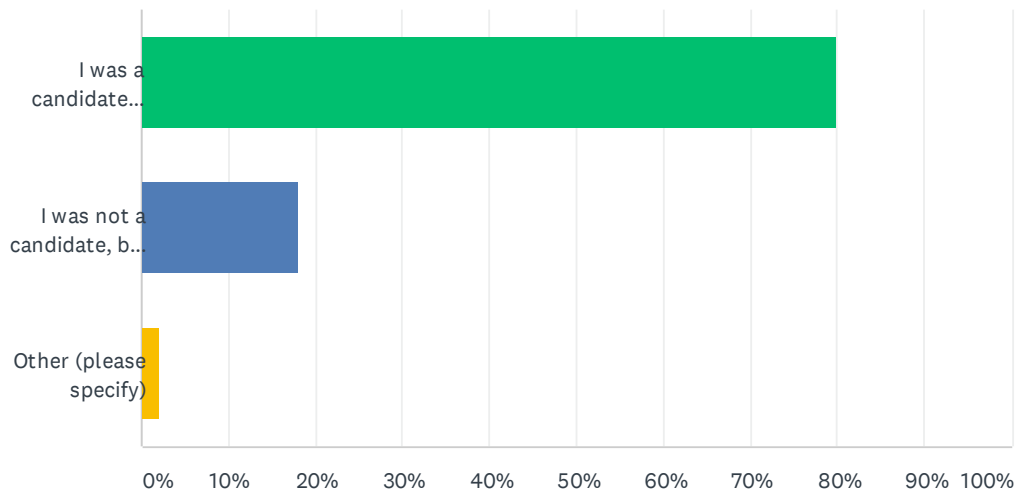
Answered: 87 Skipped: 0



ANSWER CHOICES	RESPONSES	
I was a candidate or subscriber with the Placement Service, am largely satisfied with the service I received, and would like to skip most of this survey to the "Final Notes and Comments" section	39.08%	34
I was a candidate or subscriber with the Placement Service, am largely dissatisfied with the service I received, but would like to skip most of this survey to the "Final Notes and Comments" section	1.15%	1
I was a candidate or subscriber with the Placement Service and would like the opportunity to give detailed feedback to the SCS office by completing this survey in full	59.77%	52
TOTAL		87

Q2 I enrolled in the Placement Service this year because:

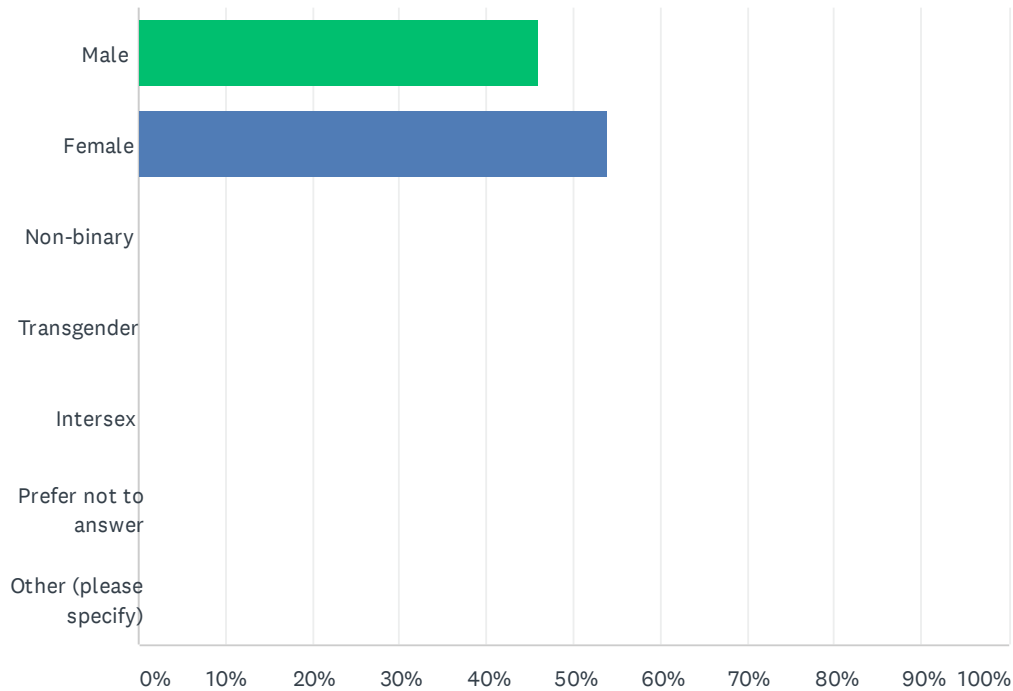
Answered: 50 Skipped: 37



ANSWER CHOICES	RESPONSES	
I was a candidate looking for a position	80.00%	40
I was not a candidate, but was interested in receiving information about the job market for Classicists and Archaeologists either for myself or for my students	18.00%	9
Other (please specify)	2.00%	1
TOTAL		50

Q4 You are:

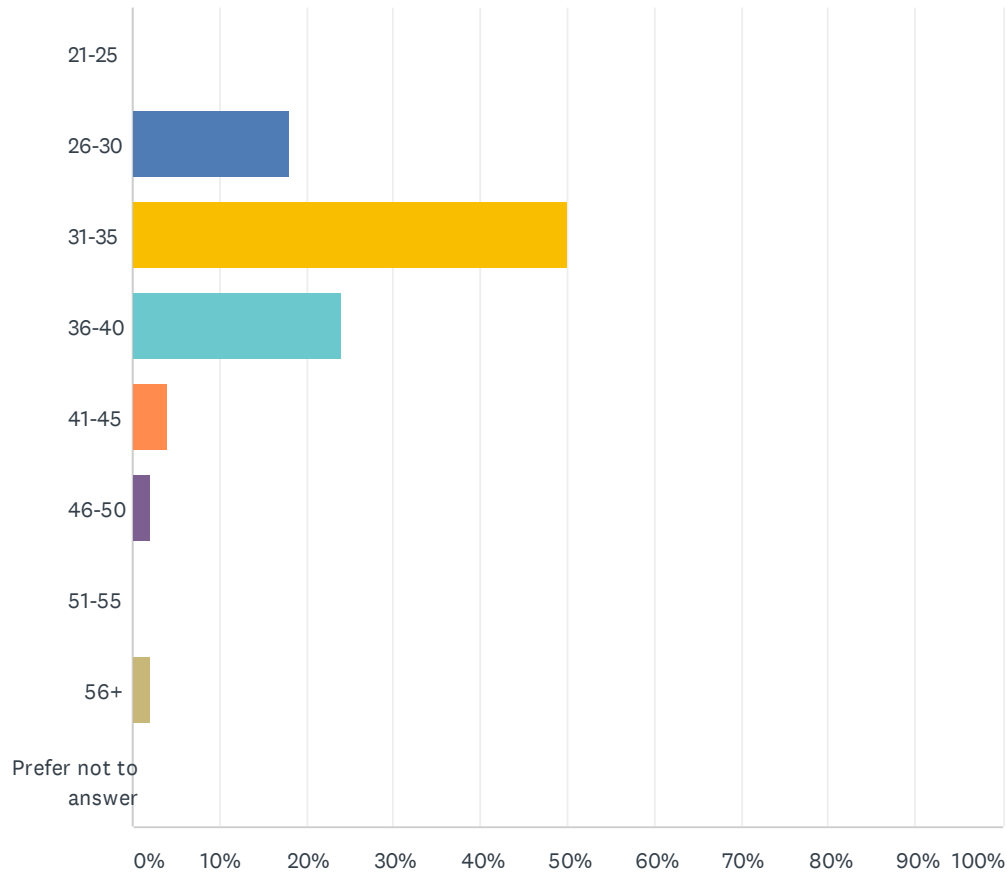
Answered: 50 Skipped: 37



ANSWER CHOICES	RESPONSES	
Male	46.00%	23
Female	54.00%	27
Non-binary	0.00%	0
Transgender	0.00%	0
Intersex	0.00%	0
Prefer not to answer	0.00%	0
Other (please specify)	0.00%	0
Total Respondents: 50		

Q5 What is your age?

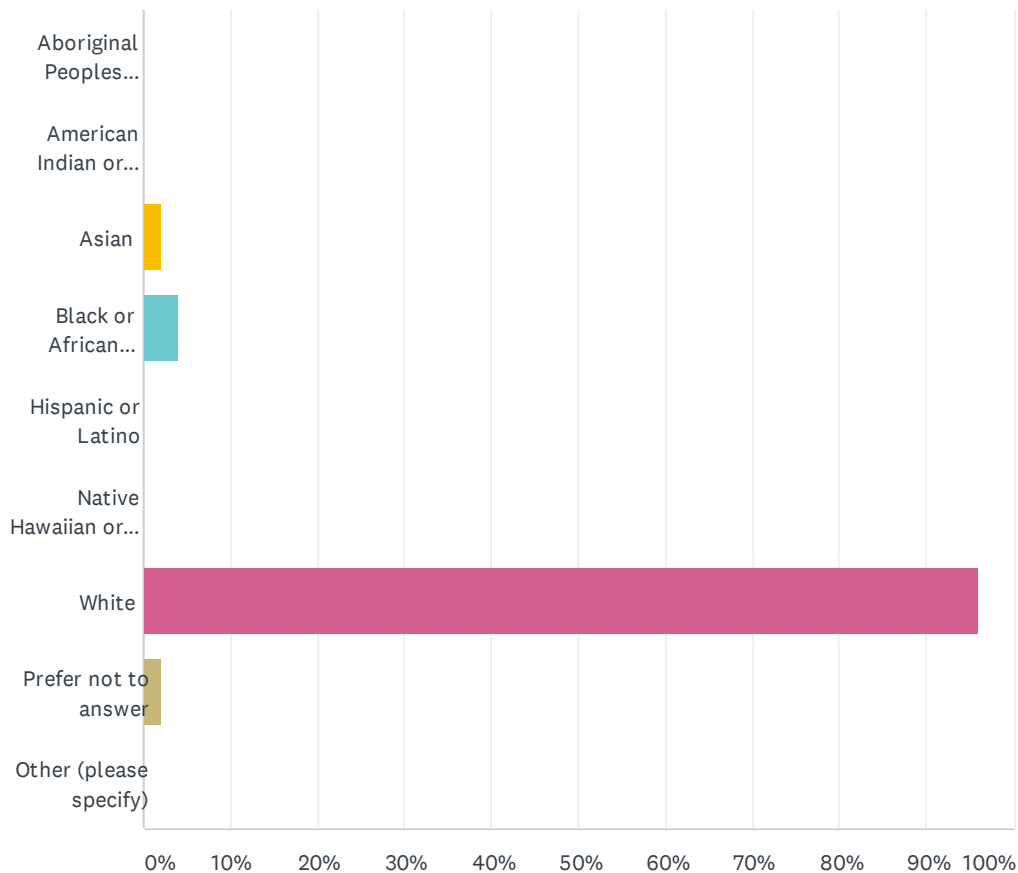
Answered: 50 Skipped: 37



ANSWER CHOICES	RESPONSES	
21-25	0.00%	0
26-30	18.00%	9
31-35	50.00%	25
36-40	24.00%	12
41-45	4.00%	2
46-50	2.00%	1
51-55	0.00%	0
56+	2.00%	1
Prefer not to answer	0.00%	0
TOTAL		50

Q6 Race/Ethnicity. Mark one or more, as needed.

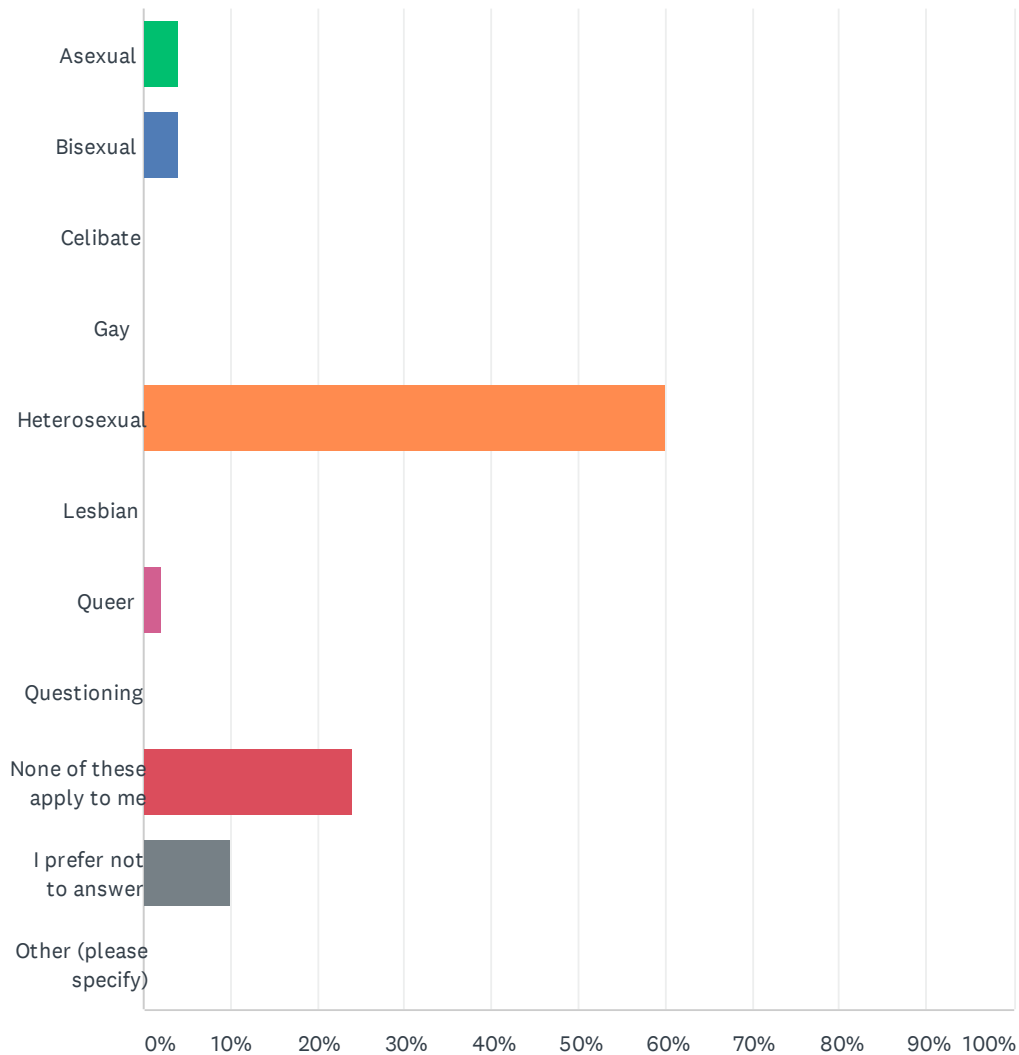
Answered: 50 Skipped: 37



ANSWER CHOICES	RESPONSES	
Aboriginal Peoples (Canada)	0.00%	0
American Indian or Alaska Native	0.00%	0
Asian	2.00%	1
Black or African American	4.00%	2
Hispanic or Latino	0.00%	0
Native Hawaiian or Pacific Islander	0.00%	0
White	96.00%	48
Prefer not to answer	2.00%	1
Other (please specify)	0.00%	0
Total Respondents: 50		

Q7 Do you identify as a member of any of the sexual orientations listed below? (Check all that apply)

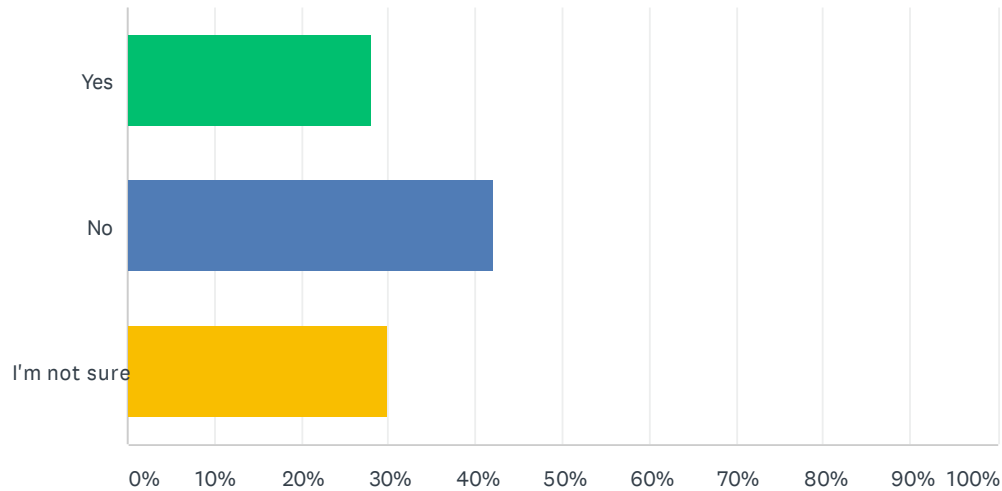
Answered: 50 Skipped: 37



ANSWER CHOICES	RESPONSES	
Asexual	4.00%	2
Bisexual	4.00%	2
Celibate	0.00%	0
Gay	0.00%	0
Heterosexual	60.00%	30
Lesbian	0.00%	0
Queer	2.00%	1
Questioning	0.00%	0
None of these apply to me	24.00%	12
I prefer not to answer	10.00%	5
Other (please specify)	0.00%	0
Total Respondents: 50		

Q8 When there are not pandemic-related travel restrictions in place are there annual meeting travel funds available from your institution for those who have received a job interview request?

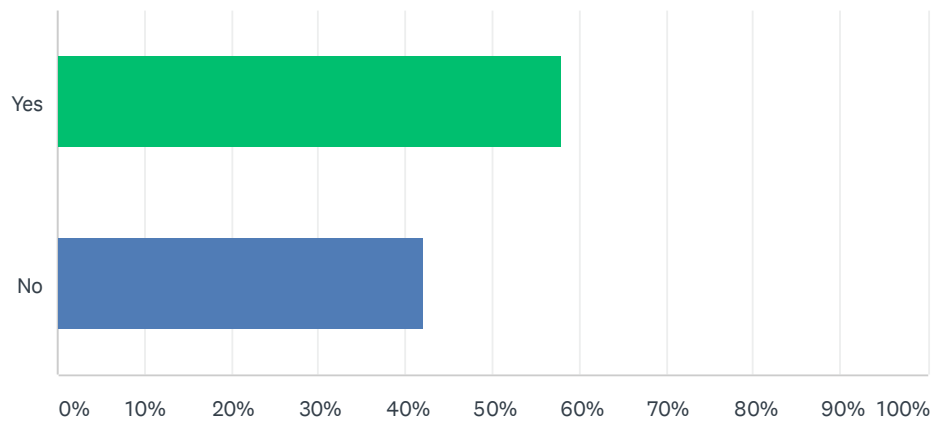
Answered: 50 Skipped: 37



ANSWER CHOICES		RESPONSES	
Yes		28.00%	14
No		42.00%	21
I'm not sure		30.00%	15
TOTAL			50

Q9 Did you hold an academic appointment in the 2019-2020 academic year?

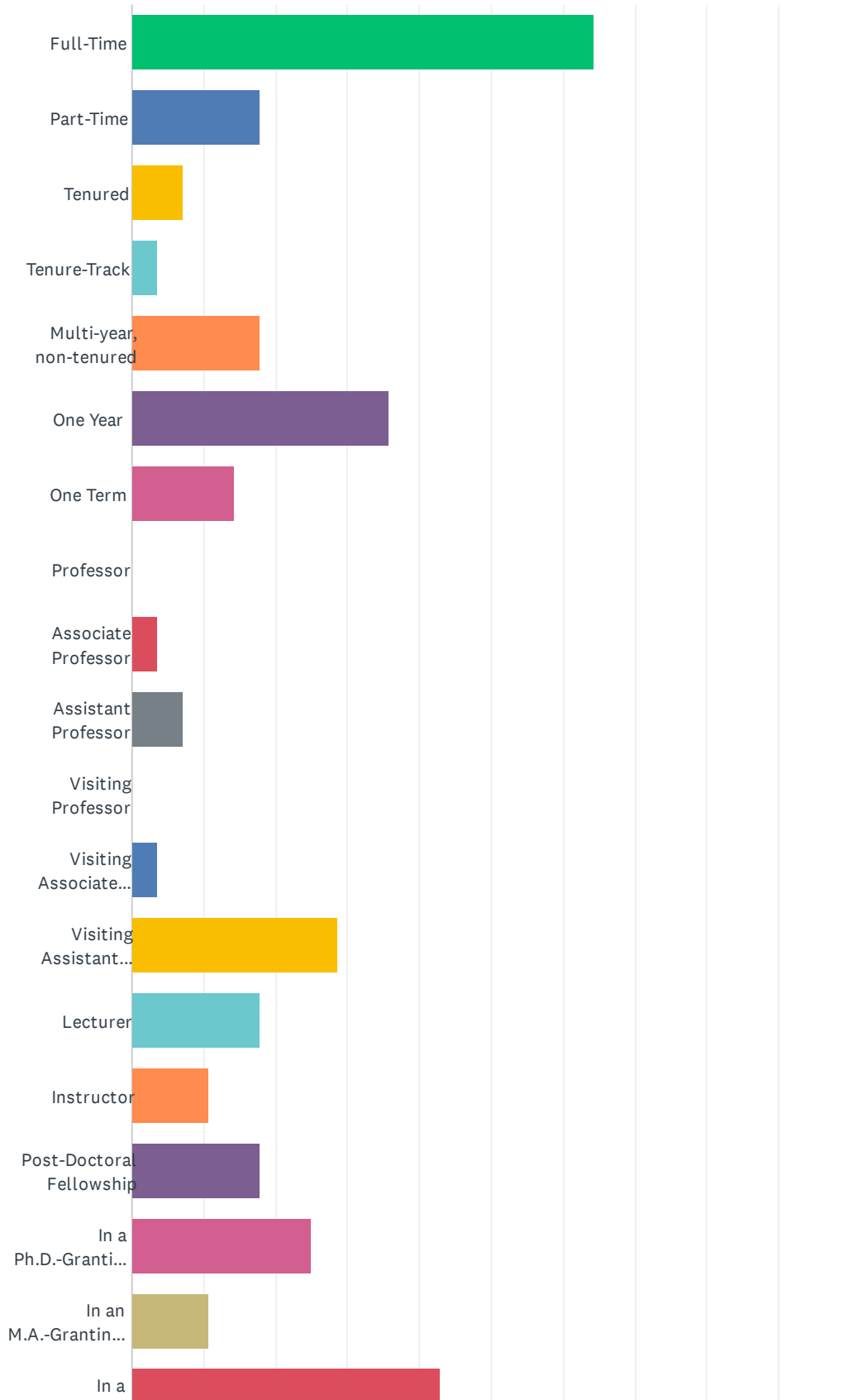
Answered: 50 Skipped: 37

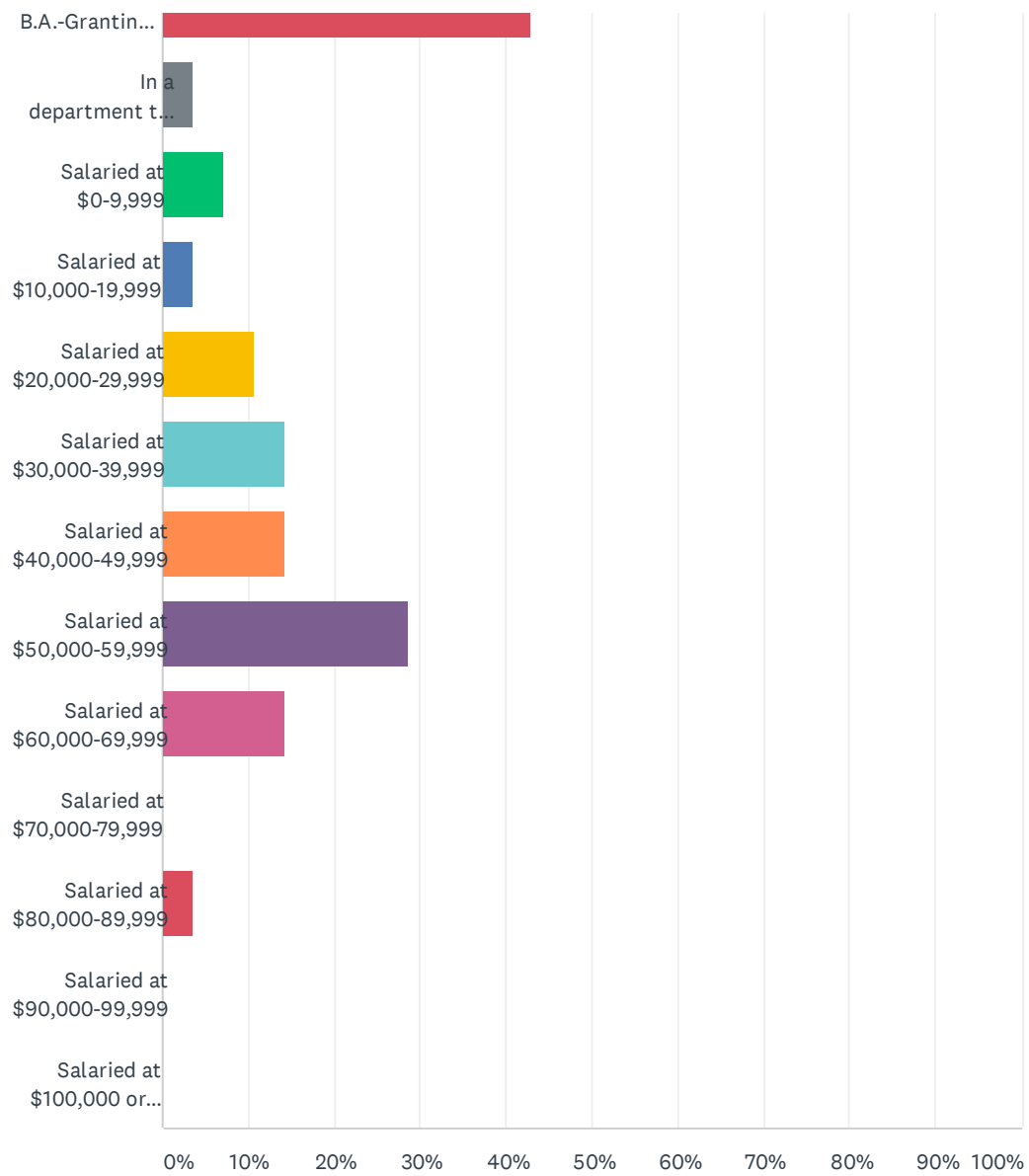


ANSWER CHOICES	RESPONSES	
Yes	58.00%	29
No	42.00%	21
TOTAL		50

Q10 Please check all the boxes that apply to this position:

Answered: 28 Skipped: 59

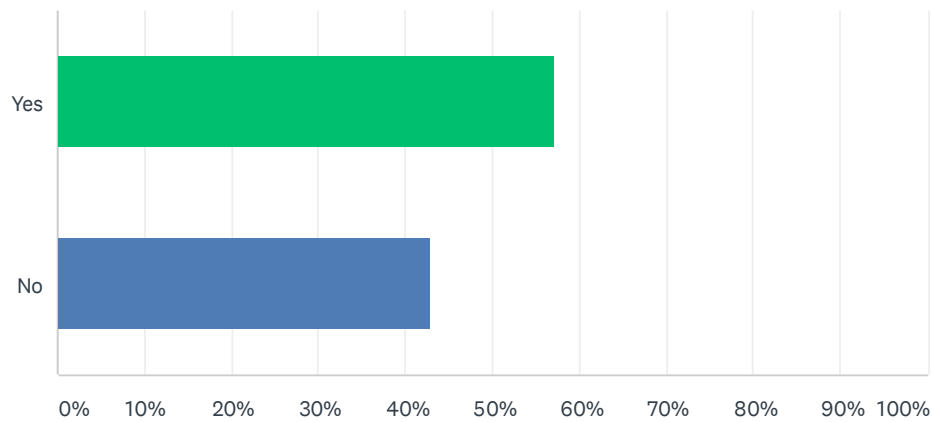




ANSWER CHOICES	RESPONSES	
Full-Time	64.29%	18
Part-Time	17.86%	5
Tenured	7.14%	2
Tenure-Track	3.57%	1
Multi-year, non-tenured	17.86%	5
One Year	35.71%	10
One Term	14.29%	4
Professor	0.00%	0
Associate Professor	3.57%	1
Assistant Professor	7.14%	2
Visiting Professor	0.00%	0
Visiting Associate Professor	3.57%	1
Visiting Assistant Professor	28.57%	8
Lecturer	17.86%	5
Instructor	10.71%	3
Post-Doctoral Fellowship	17.86%	5
In a Ph.D.-Granting Department	25.00%	7
In an M.A.-Granting Department	10.71%	3
In a B.A.-Granting Department	42.86%	12
In a department that offers no Classics-related major	3.57%	1
Salaried at \$0-9,999	7.14%	2
Salaried at \$10,000-19,999	3.57%	1
Salaried at \$20,000-29,999	10.71%	3
Salaried at \$30,000-39,999	14.29%	4
Salaried at \$40,000-49,999	14.29%	4
Salaried at \$50,000-59,999	28.57%	8
Salaried at \$60,000-69,999	14.29%	4
Salaried at \$70,000-79,999	0.00%	0
Salaried at \$80,000-89,999	3.57%	1
Salaried at \$90,000-99,999	0.00%	0
Salaried at \$100,000 or more	0.00%	0
Total Respondents: 28		

Q11 Will you be continuing the same position in the 2020-2021 academic year?

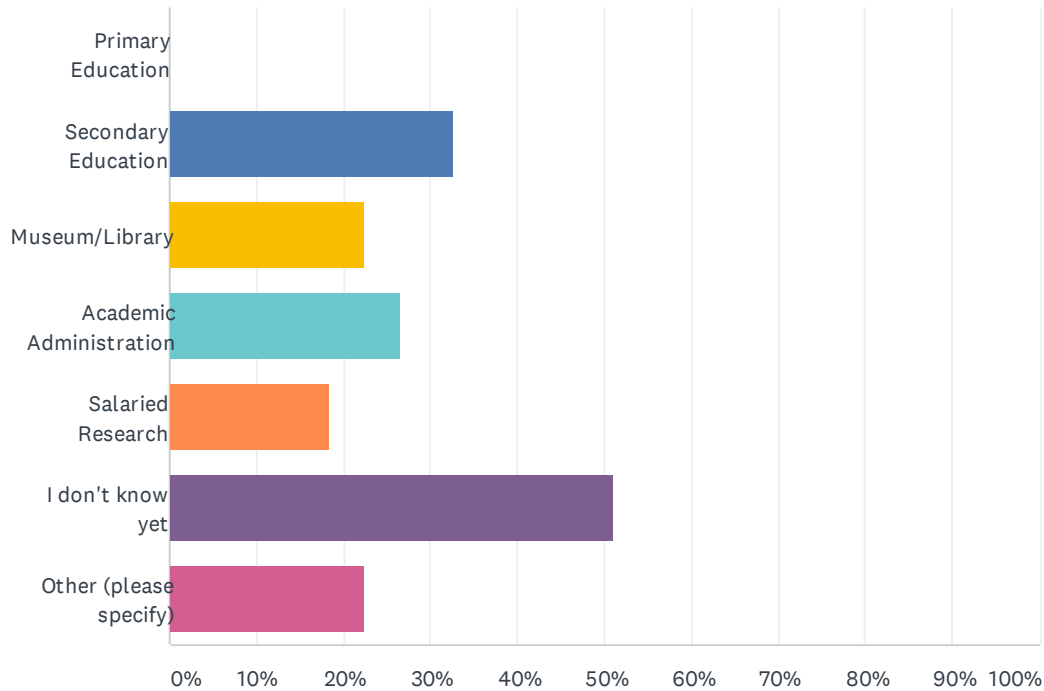
Answered: 28 Skipped: 59



ANSWER CHOICES	RESPONSES	
Yes	57.14%	16
No	42.86%	12
TOTAL		28

Q12 Are you pursuing or do you intend to pursue employment in fields other than research and teaching in higher education? Please check all that apply:

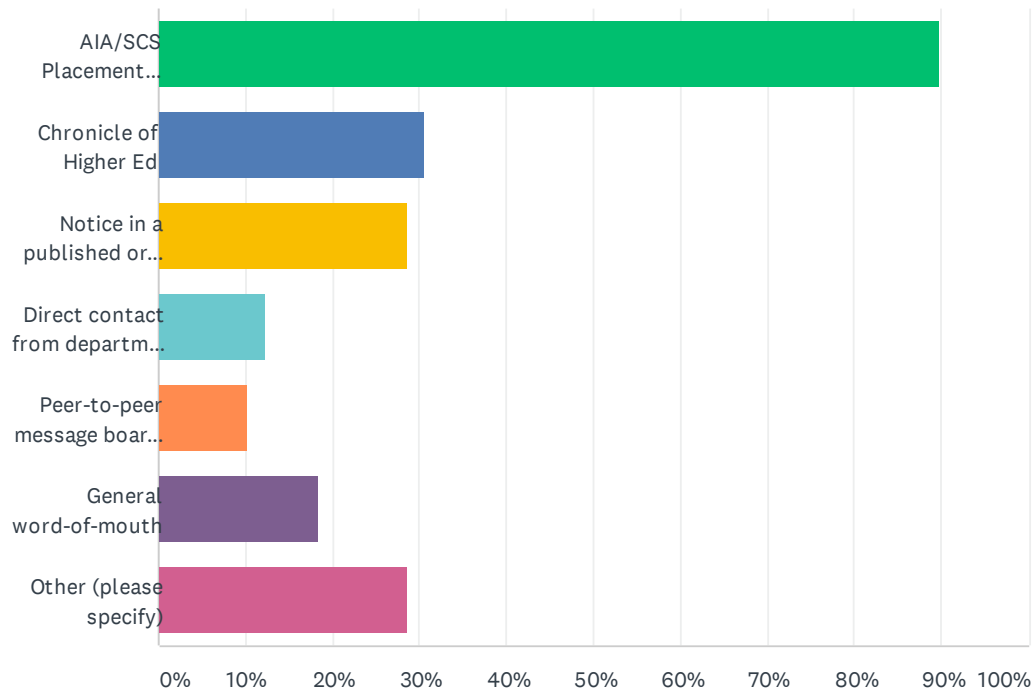
Answered: 49 Skipped: 38



ANSWER CHOICES	RESPONSES	
Primary Education	0.00%	0
Secondary Education	32.65%	16
Museum/Library	22.45%	11
Academic Administration	26.53%	13
Salaried Research	18.37%	9
I don't know yet	51.02%	25
Other (please specify)	22.45%	11
Total Respondents: 49		

Q13 How did you learn about any of the jobs you applied for this year? (Check all that apply)

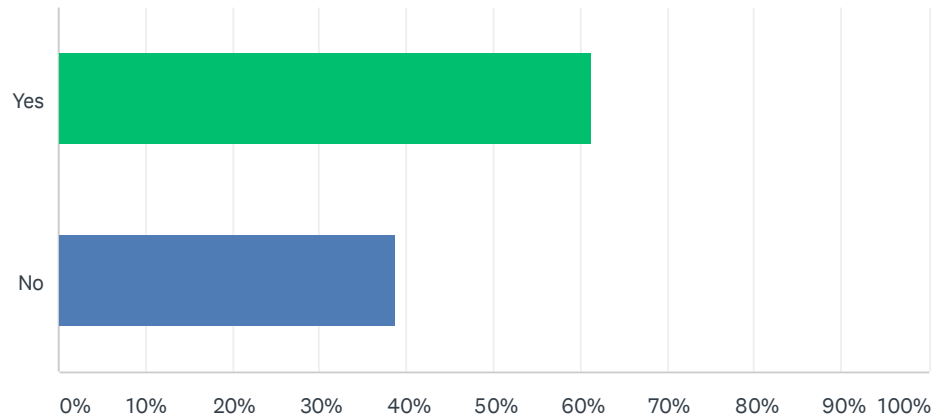
Answered: 49 Skipped: 38



ANSWER CHOICES	RESPONSES	
AIA/SCS Placement Service	89.80%	44
Chronicle of Higher Ed	30.61%	15
Notice in a published or online newsletter or listing	28.57%	14
Direct contact from department conducting the search	12.24%	6
Peer-to-peer message boards like FamaeVolent	10.20%	5
General word-of-mouth	18.37%	9
Other (please specify)	28.57%	14
Total Respondents: 49		

Q14 Did you attend the virtual AIA/SCS Annual Meeting?

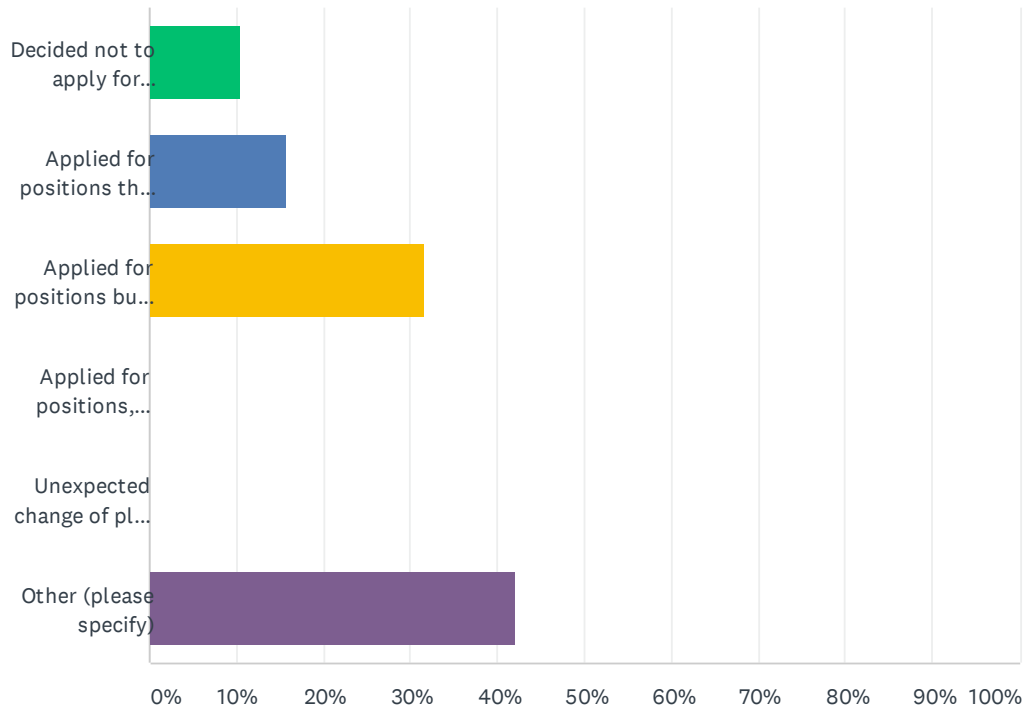
Answered: 49 Skipped: 38



ANSWER CHOICES	RESPONSES	
Yes	61.22%	30
No	38.78%	19
TOTAL		49

Q15 May we ask why you did not attend?

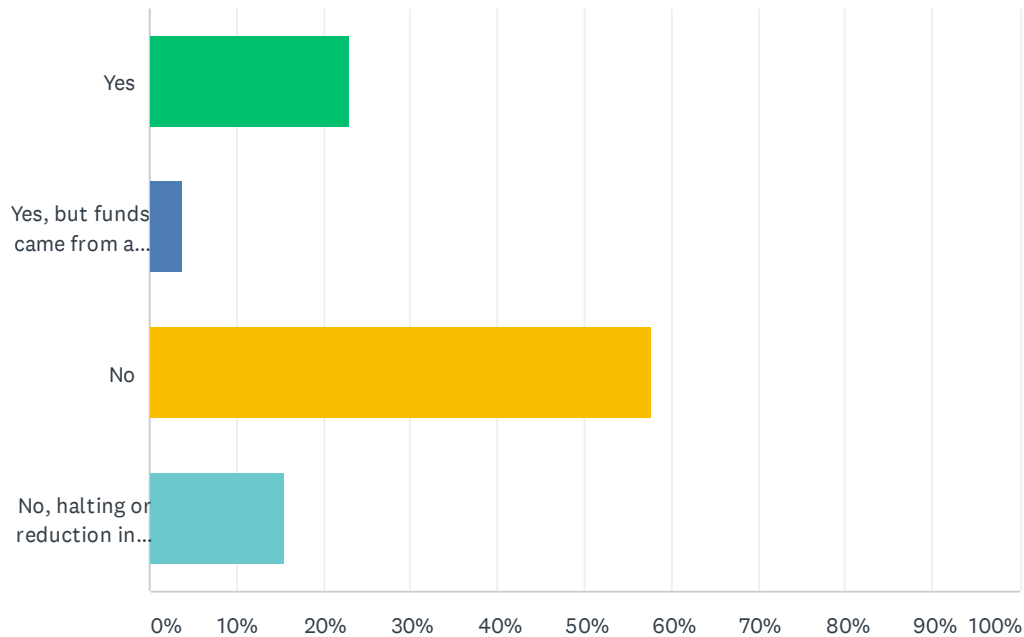
Answered: 19 Skipped: 68



ANSWER CHOICES	RESPONSES	
Decided not to apply for positions this year	10.53%	2
Applied for positions that were not interviewing at the SCS annual meeting	15.79%	3
Applied for positions but received no interviews	31.58%	6
Applied for positions, received an interview, but was not notified in time	0.00%	0
Unexpected change of plans (weather, illness, etc.)	0.00%	0
Other (please specify)	42.11%	8
TOTAL		19

Q16 Has your institution or workplace offered any form of COVID-related financial assistance?

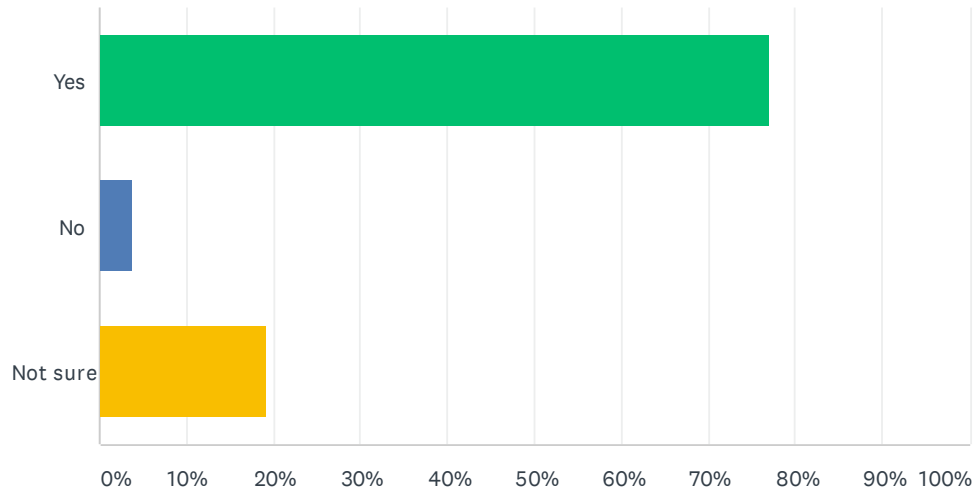
Answered: 26 Skipped: 61



ANSWER CHOICES	RESPONSES	
Yes	23.08%	6
Yes, but funds came from a third party outside of my workplace	3.85%	1
No	57.69%	15
No, halting or reduction in overall benefits	15.38%	4
TOTAL		26

Q17 A larger portion of jobs on the Placement Service this year were not professional positions. Do you think these jobs are a desirable addition to the Placement Service?

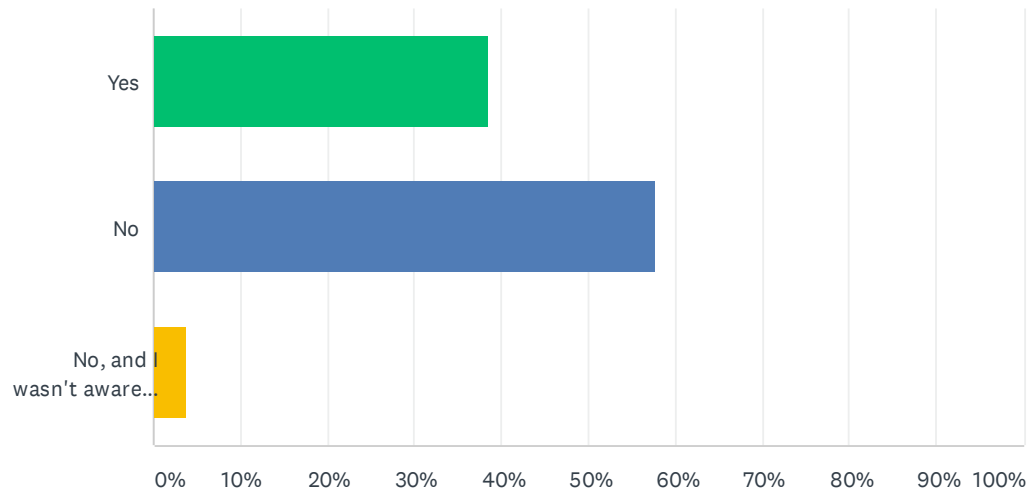
Answered: 26 Skipped: 61



ANSWER CHOICES		RESPONSES	
Yes		76.92%	20
No		3.85%	1
Not sure		19.23%	5
TOTAL			26

Q18 Did you take advantage of the bi-monthly Career Development Seminars offered by the Placement Service this past semester, where former classicists present on either their career industry or give job search advice?

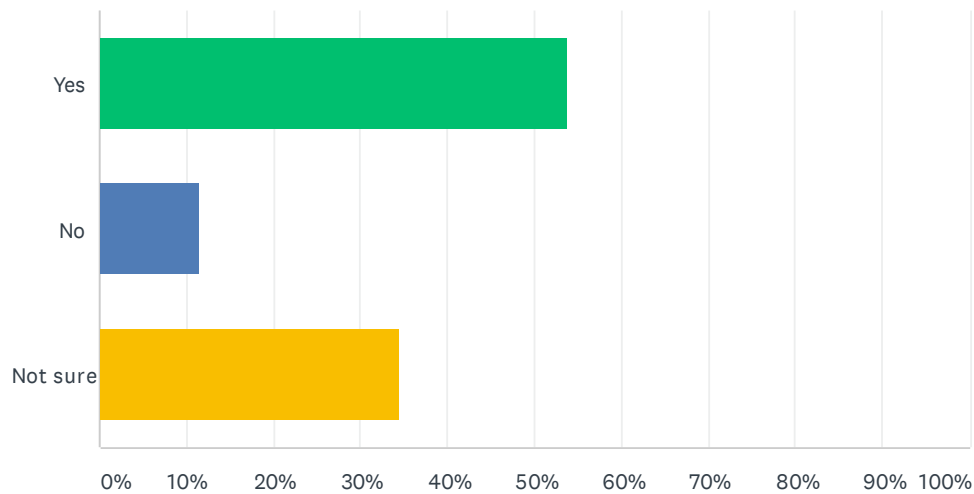
Answered: 26 Skipped: 61



ANSWER CHOICES	RESPONSES	
Yes	38.46%	10
No	57.69%	15
No, and I wasn't aware of this benefit	3.85%	1
TOTAL		26

Q19 Would you participate - or continue to participate - in these Career Development Seminars if they were offered for the remainder of the Spring 2021 semester?

Answered: 26 Skipped: 61



ANSWER CHOICES		RESPONSES	
Yes		53.85%	14
No		11.54%	3
Not sure		34.62%	9
TOTAL			26

Q20 Please share any recommendations or comments regarding the Career Development Seminars:

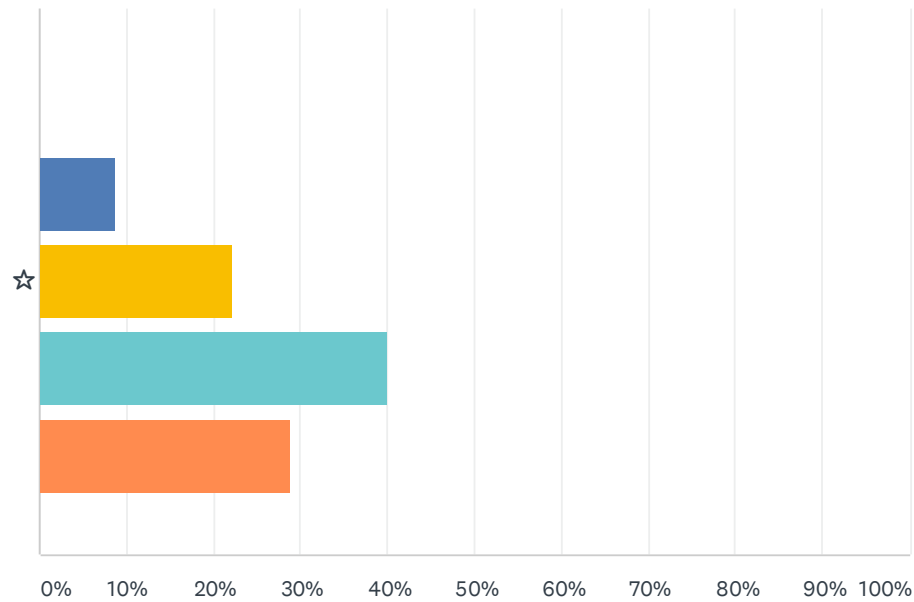
Answered: 6 Skipped: 81

Q21 Due to nation-wide hiring freezes the number of jobs on the Placement Service this year are significantly fewer than in years past. What could the AIA/SCS Placement Service be doing to better address the frustrating job search situation?

Answered: 9 Skipped: 78

Q22 On a scale of 1-5, with 1 being terrible and 5 being excellent, how was your experience with the SCS Placement Service website?

Answered: 45 Skipped: 42

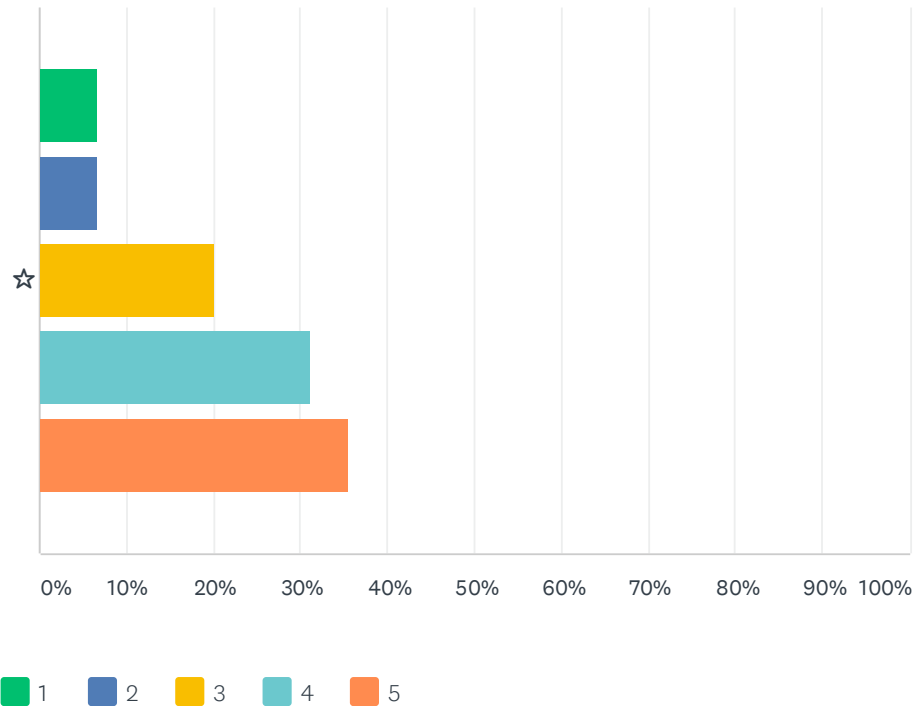


1 2 3 4 5

	1	2	3	4	5	TOTAL	WEIGHTED AVERAGE
☆	0.00% 0	8.89% 4	22.22% 10	40.00% 18	28.89% 13	45	3.89

Q23 On a scale of 1-5, with 1 being terrible and 5 being excellent, how would you rate the level of communication you received from the SCS Placement office?

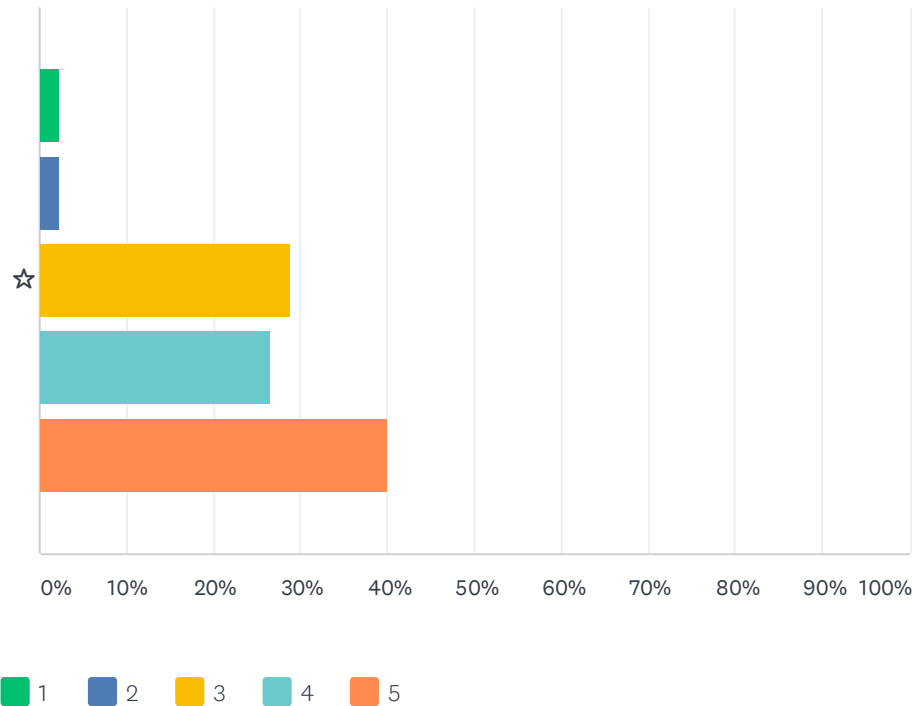
Answered: 45 Skipped: 42



	1	2	3	4	5	TOTAL	WEIGHTED AVERAGE
☆	6.67% 3	6.67% 3	20.00% 9	31.11% 14	35.56% 16	45	3.82

Q24 On a scale of 1-5, with 1 being terrible and 5 being excellent, how would you rate the SCS Placement Office's ability to address any concerns you brought to their attention in a timely and professional matter?

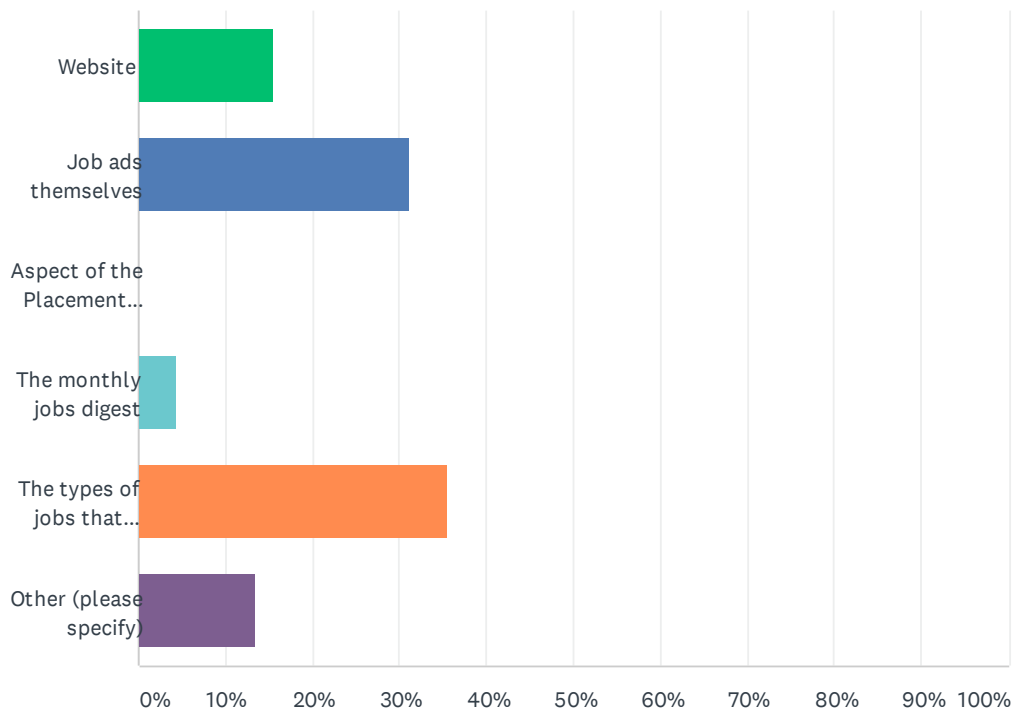
Answered: 45 Skipped: 42



	1	2	3	4	5	TOTAL	WEIGHTED AVERAGE
☆	2.22% 1	2.22% 1	28.89% 13	26.67% 12	40.00% 18	45	4.00

Q25 Of all the aspects of the Placement Service, which would you most like to see changed and with what improvements?

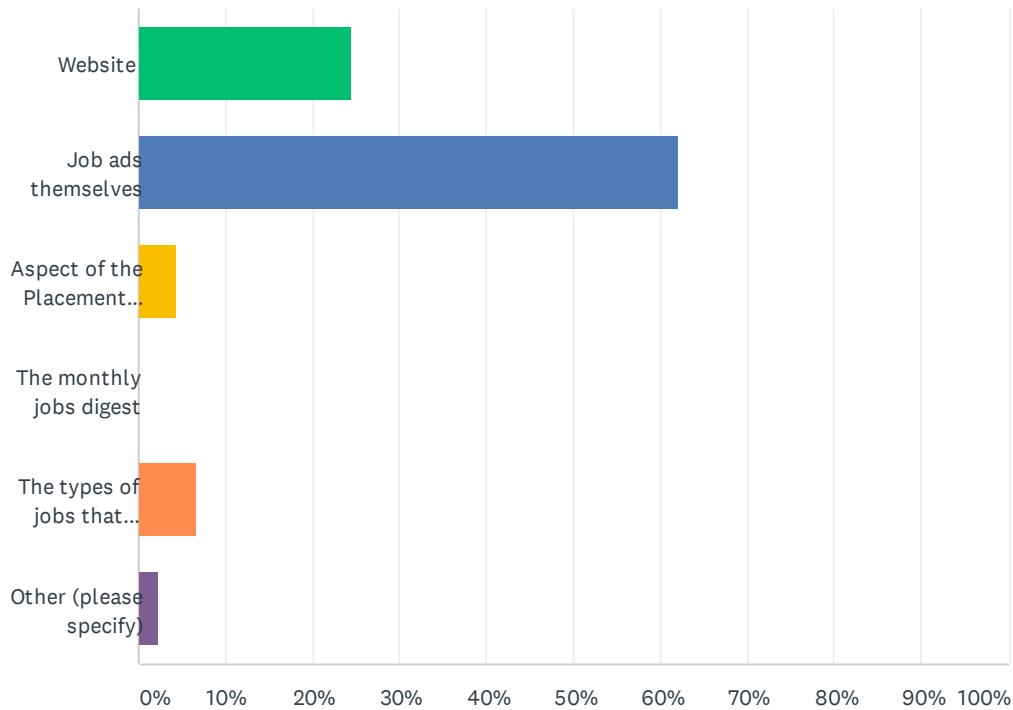
Answered: 45 Skipped: 42



ANSWER CHOICES	RESPONSES	
Website	15.56%	7
Job ads themselves	31.11%	14
Aspect of the Placement Service office (staff, communication, interview scheduling etc.)	0.00%	0
The monthly jobs digest	4.44%	2
The types of jobs that appear on the service	35.56%	16
Other (please specify)	13.33%	6
TOTAL		45

Q26 Of all the aspects of the Placement Service, which worked best for you?

Answered: 45 Skipped: 42



ANSWER CHOICES	RESPONSES	
Website	24.44%	11
Job ads themselves	62.22%	28
Aspect of the Placement Service office (staff, communication, interview scheduling, etc.)	4.44%	2
The monthly jobs digest	0.00%	0
The types of jobs that appear on the service	6.67%	3
Other (please specify)	2.22%	1
TOTAL		45

Q27 Final Notes and Comments: Please comment on any aspect of the Placement Service you wish. What was difficult about the process and is in need of changing? What was simple and should be continued next year? Is there anything the SCS can do to make this a better experience and more helpful in your search for a job?

Answered: 39 Skipped: 48